
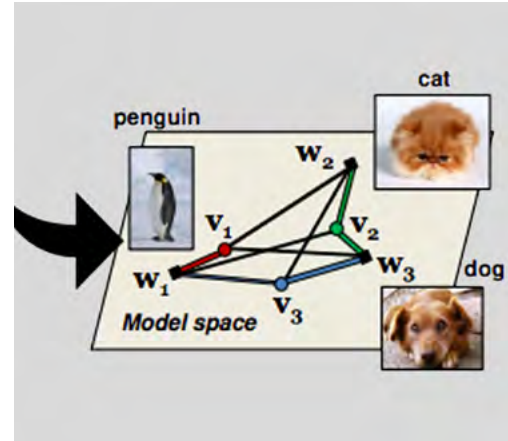




# Center for Research in Computer Vision

**Computer vision** is used in crowd surveillance, visual tracking, human behavior analysis, geo-spatial location determination of an image or video, unmanned aerial video analysis and biomedical image analysis. Our technology can be used in scanning crowd scenes, analyzing brain scans for tumors, environmental monitoring, indexing and searching massive databases of images and videos, and more.



01	10	001	0	00	1
00	11	101	0	10	1
0	11	101	1	10	1
1	01	1 0	1	1	1
1	0	0 0	1	1	1
1	0	1	0	1	1

# UCF Center for Research in Computer Vision

**COMPUTER VISION** is a field within computer science that uses computers to quickly recognize and analyze patterns, gestures, facial features and objects in images such as photographs, videos and medical scans. Our center advances the science of processing and analyzing images and videos, using complex computational methods.

## THE UCF DIFFERENCE

CRCV is led by Mubarak Shah, one of the highest-cited authors in computer vision, with more than 40,000 citations. This level of expertise ensures state-of-the-art solutions applied to challenging computer vision problems.

Dr. Shah specializes in developing the theory and algorithms used for such disparate tasks as scanning crowd scenes for suspicious people, analyzing brain scans for tumors, indexing and effectively searching a large database of images and videos and more.

## OUR EXPERTISE

Video surveillance and monitoring	Zero-shot learning
Wide area surveillance	Human behavior recognition
Biological vision	Facial recognition
Visual attention	Visual tracking
Biomedical image analysis	Unmanned aerial vehicle video analysis
Radiology, nuclear medicine imaging	Visual crowd analysis
Domain adaptation	

## CORE FACULTY

The work of CRCV's core faculty members is enhanced with nine associated UCF faculty and visiting faculty from institutions worldwide.

### Ulas Bagci, Ph.D.

*Assistant Professor*

Expertise: medical-image processing and analysis, statistical machine learning.

### Ali Borji, Ph.D.

*Assistant Professor*

Expertise: Machine learning, neurosciences: visual attention and search, biological vision models, more.

### Boqing Gong, Ph.D.

*Assistant Professor*

Expertise: domain adaptation, deep/zero-shot/transfer learning, and visual analytics of objects, attributes, and human activities.

### Mubarak Shah, Ph.D.

*UCF Trustee Chair Professor, Director*


Expertise: Video surveillance, visual tracking, human activity recognition, visual analysis of crowded scenes, video registration, UAV video analysis.

## OUR STUDENTS

The CRCV attracts graduate students from around the world who come to UCF specifically for computer vision research. UCF undergraduates can pursue a variety of CRCV research projects. Each summer, 10 undergraduates from other U.S. institutions work at CRCV through the NSF's Research Experience for Undergraduates (REU) program.

## OUR PARTNERS

Local and national high-tech partners include LSI Logic, BBN, SRI, Harris Corporation, Kitware, Intel, SAIC and Kodak. For more than 10 years, Dr. Shah's partnership with Lockheed Martin Fire & Missile Systems has resulted in multiple grants from federal agencies.



**“Computer vision has changed how we examine the world and solve problems. Every day we are reminded that investment in this technology is of significant benefit to society.”**

*—Mubarak Shah  
UCF Trustee Chair Professor,  
CRCV Director*

**“When I was in China, a friend told me that UCF's Center for Research in Computer Vision offered many challenging research opportunities. Working on my Ph.D. at UCF helped me get my internship and my job at Google.”**

*—Yicong Tian, '16*

**Nation's Longest-Running  
NSF REU SITE**


**30**

**CONSECUTIVE YEARS**  
*NSF Research Experience for  
Undergraduates in  
Computer Vision at UCF*

# Our Projects in the News

## NEW FACIAL RECOGNITION TOOL

Students developed a tool that promises to be useful in rapidly matching pictures of children with their biological parents. In the future, the software could help locate missing children as they age, assist in law enforcement and homeland security, and help families confirm relatives.



## DETECTING POTENTIAL THREATS IN LARGE CROWDS

In the article, "Visual Crowd Surveillance through a Hydrodynamic Lens," the cover story of the Dec. 2011 issue of *Communications of the ACM*, Dr. Shah and his research team explain CRCV's efforts to develop systems that detect potential threats in large crowds, based on the science of how fluids move.

## UCF PERFORMS WORLD'S FIRST AUTOMATED MASS-CROWD COUNT

The task was performed using UCF's computer vision tool that scans and analyzes aerial photographs quickly. Counting large-scale crowds (in the hundreds of thousands) typically is a tedious process involving people hand-counting the number of heads per inch in small sections of aerial photographs, which can take up to a week. It took only 30 minutes for UCF's software to scan 67 images of a Barcelona rally. UCF's computer count of about 530,000 was confirmed manually by researchers in Spain. The tool can provide critical information for event planning and emergency response scenarios.



## CRIME-SCENE VIDEO ANALYSIS GOES HIGH-TECH WITH \$1.3 MILLION GRANT

Funded by the Department of Justice, technology will be developed at UCF to automate and significantly speed-up the process of monitoring and reviewing thousands of hours of video streams fed from multiple cameras. With the ability to detect and flag behavior anomalies, the technology may produce faster leads for criminal investigations.

## A CRCV Success Story



*Ms. Barbara Schudel sought CRCV's help in applying UCF's paternity recognition tool to confirm whether the man in her family photos was her father. She submitted two photos of herself and three of the man.*

Hi Ms. Schudel,  
We finished the experiments on your photos. The average resemblance score among all six possible pairs of photos you provided resulted in 75.56% resemblance score. Although it is not a very high number, it is still above the average, indicating some paternity signs. The paternity score in one pair is more than 90 percent.

I hope you find these results helpful.

—Afshin Dehghen,  
computer vision researcher

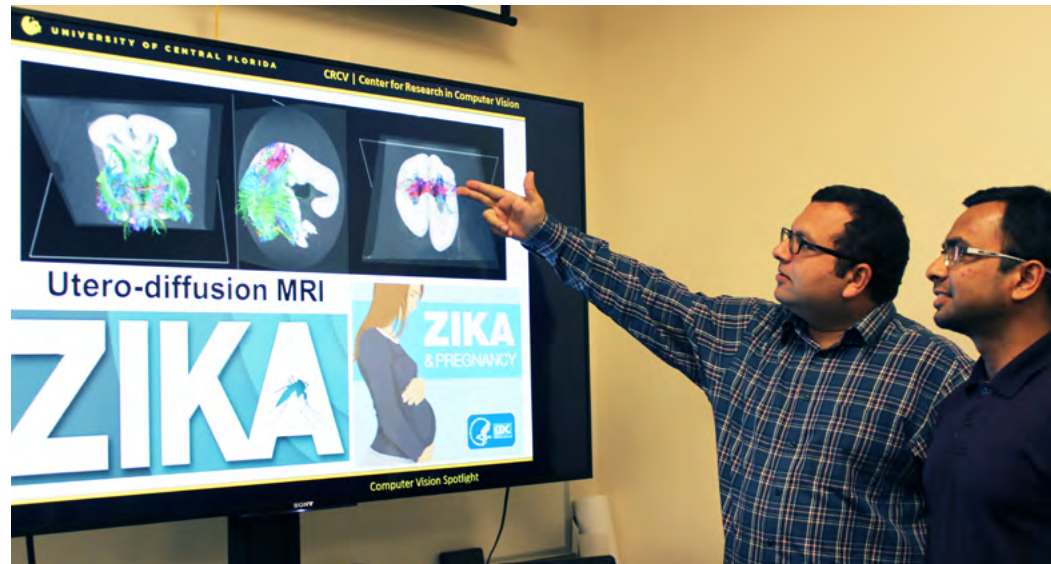
Dear Afshin,  
What wonderful news! I needn't tell you what a hide-n-seek story my father has been. My mother didn't tell me until I was 16 that her husband wasn't my father - and it wasn't until I was well into my 40s that I was given the whole story. I accept that this can only be considered as 'secondary proof', but, as I never will have any other, it's worth a pot of gold to me! Thank you from the bottom of my heart. You have made a 71-year-old woman very happy.

—Barbara Schudel

# Our Technology Improves Lives

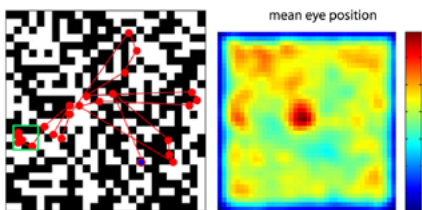
## PROJECT SEARCHES, ANALYZES ZIKA INFECTION IN FETUSES

Researchers are using advanced imaging technology called Diffusion Tensor Imaging to detect hidden cases of Zika infection in fetuses, looking for signs that cannot be seen with ultrasound. Ultrasound can reveal abnormalities found in Zika-infected fetuses, such as microencephaly (an unusually small head size). But since the majority of infected fetuses do not develop an abnormality, ultrasound images don't go far enough. DTI can help medical researchers better understand the Zika virus and how it spreads from mother to fetus. Such research could lead to better preventive and treatment methods.



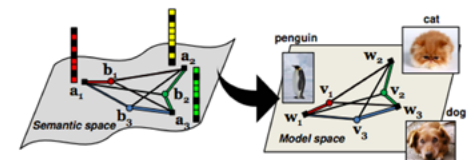
## RESEARCH CONFIRMS THAT WHERE YOU LOOK CAN REVEAL THOUGHTS, PREDICT BEHAVIOR OR DETERMINE A MENTAL STATE

A computer's ability to decode what someone is thinking based on eye-movement patterns has been confirmed with research led by UCF assistant professor Ali Borji. The research findings can be applied in numerous ways, including the development of tools to assist in tasks that require attention and focus. For example, one day it may be possible for eye-movement tracking software to quickly analyze a car driver's lack of focus and trigger an early-warning intervention such as an alert signal. Analyzing eye-movement patterns can also one day assist in diagnosing neurological disorders such as autism, attention deficit hyperactivity disorder, Parkinson's disease and more.



## UCF RESEARCH ADVANCES HOW COMPUTERS IDENTIFY PREVIOUSLY UNSEEN OBJECTS

Research led by UCF assistant professor Boqing Gong known as "zero-shot learning" has significantly advanced the way computers "see" and recognize previously unseen objects in photos or videos. The work has the potential to significantly speed up searches for visual content.



## UCF-DEVELOPED SOFTWARE ANALYZES FAT CELLS IN SECONDS

The software uses algorithms to rapidly read results from medical images and scans to help doctors differentiate between brown (good cells) and white fat cells, and distinguishes whether the more common white fat lives just below the skin or in deeper areas harmful to organs. The software also works with markers, such as contrast dyes, that can lead to an even more accurate understanding of disease extent, severity and cause.



College of Engineering and Computer Science  
UNIVERSITY OF CENTRAL FLORIDA

4328 Scorpius St., Suite 245 | Orlando, FL 32816-2365

407-823-1119 | [info@crcv.ucf.edu](mailto:info@crcv.ucf.edu)

For more information, visit [crcv.ucf.edu](http://crcv.ucf.edu).